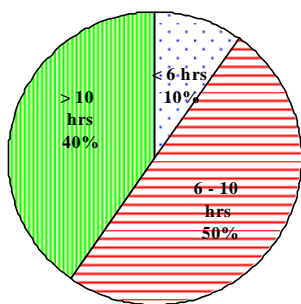
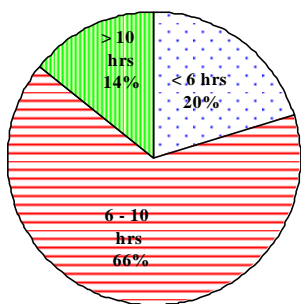
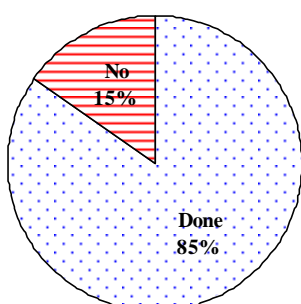
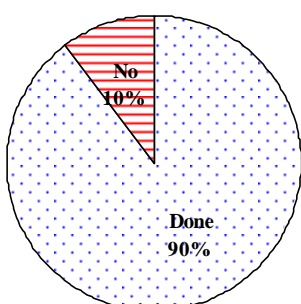


Labour characteristics among intervention group and control group

	INTERVENTION GROUP	CONTROL GROUP																
Labour Duration	 <table><thead><tr><th>Duration</th><th>Percentage</th></tr></thead><tbody><tr><td>> 10 hrs</td><td>40%</td></tr><tr><td>6 - 10 hrs</td><td>50%</td></tr><tr><td>< 6 hrs</td><td>10%</td></tr></tbody></table>	Duration	Percentage	> 10 hrs	40%	6 - 10 hrs	50%	< 6 hrs	10%	 <table><thead><tr><th>Duration</th><th>Percentage</th></tr></thead><tbody><tr><td>> 10 hrs</td><td>14%</td></tr><tr><td>6 - 10 hrs</td><td>66%</td></tr><tr><td>< 6 hrs</td><td>20%</td></tr></tbody></table>	Duration	Percentage	> 10 hrs	14%	6 - 10 hrs	66%	< 6 hrs	20%
Duration	Percentage																	
> 10 hrs	40%																	
6 - 10 hrs	50%																	
< 6 hrs	10%																	
Duration	Percentage																	
> 10 hrs	14%																	
6 - 10 hrs	66%																	
< 6 hrs	20%																	
Episiotomy	 <table><thead><tr><th>Status</th><th>Percentage</th></tr></thead><tbody><tr><td>Done</td><td>85%</td></tr><tr><td>No</td><td>15%</td></tr></tbody></table>	Status	Percentage	Done	85%	No	15%	 <table><thead><tr><th>Status</th><th>Percentage</th></tr></thead><tbody><tr><td>Done</td><td>90%</td></tr><tr><td>No</td><td>10%</td></tr></tbody></table>	Status	Percentage	Done	90%	No	10%				
Status	Percentage																	
Done	85%																	
No	15%																	
Status	Percentage																	
Done	90%																	
No	10%																	